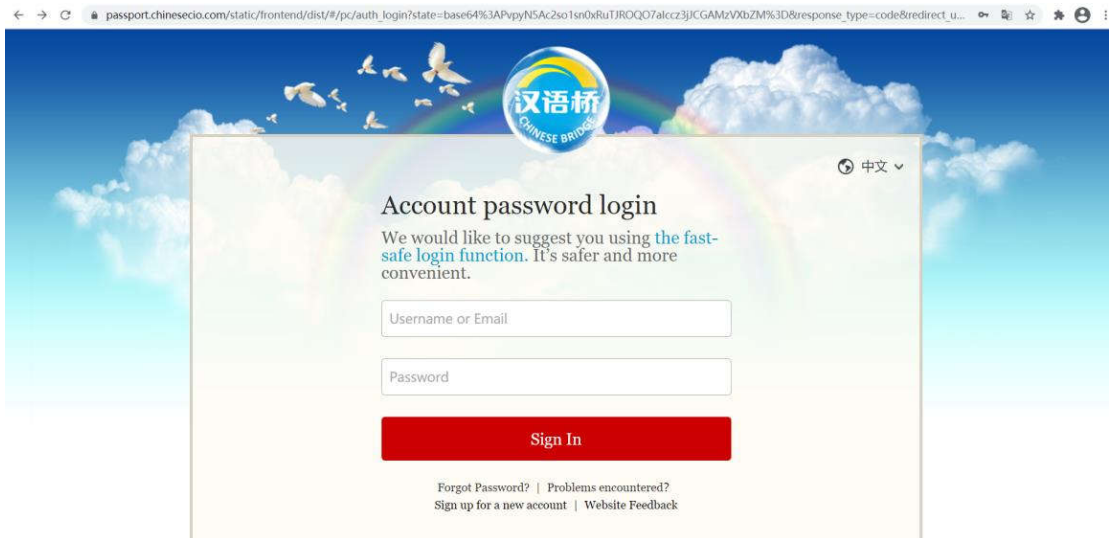


Student registration tutorial

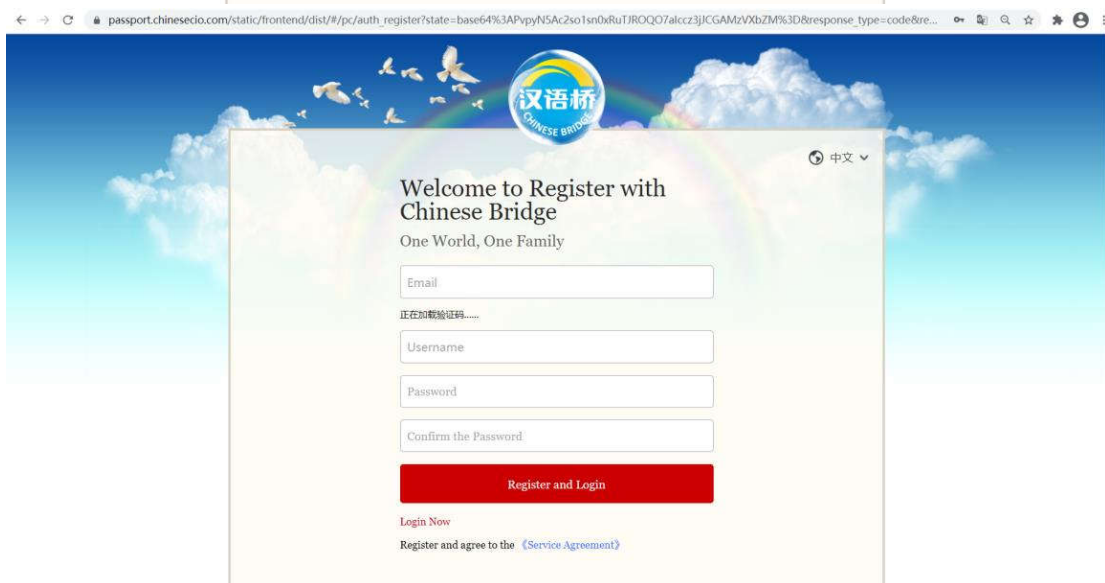
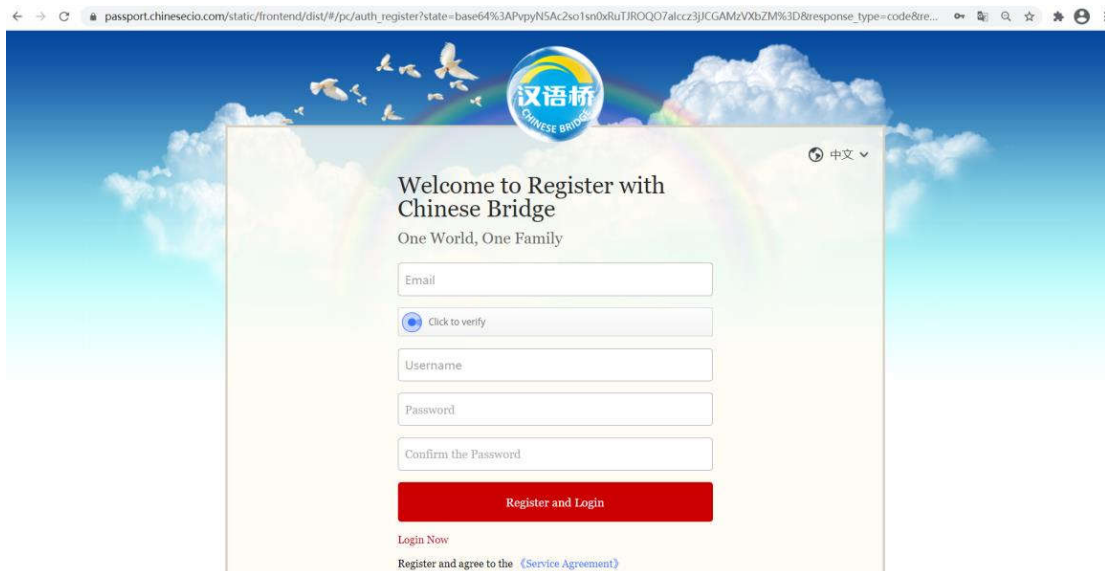
Take the group registration link of Jiangxi University of Finance and Economics as an example:

1. Students use Google Chrome and copy the corresponding link to enter: <http://bridge.chinese.cn/online/camp/school/10104/camp/1181>
<http://bridge.chinese.cn/online/camp/school/10104/camp/1181>



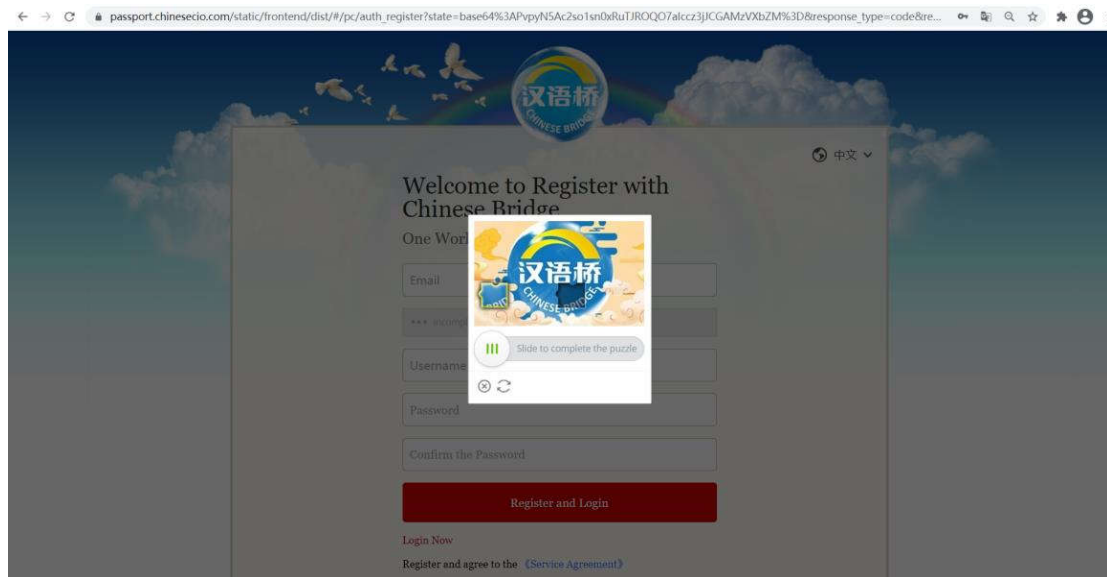


2. Click to Sign up for a new account:



To register, please enter your email, name, password and

confirm password in turn. Finally, click the verify button and drag the puzzle to verify and then click register.



3. After registering a new account, you will be redirected to the login page.



4. After the countdown, you will enter the page for filling in specific information, click the submit button after filling in the information

Given name (as in passport)
护照名 chengt

Gender
性别 Male 男 Female 女

Passport code (as in passport) /
Identity Card ID 123456789
护照/本国ID

Date of Birth
生日 2000-01-01

Resident Continent
所在洲 亚洲 Asia

Resident Country
所在国 中国 China

City
城市 北京

School
学校 北京大学

提交

5. Then you can see the corresponding profile of the university and the group of the university.

Chinese Bridge
Delegation Online
汉语桥线上团组在线体验平台

Jiangxi University Of Finance And Economics
江西财经大学

Search 搜索 liu chengt

邮箱@待填写

“汉语桥”线上团组

江西财经大学

“聆听中国声音 品味中国文化”
“聆听中国声音 品味中国文化”